


This event is brought to you by



Virtual CME Conference



April 30-
May 2



aocoohns.org

CONTENT

2021 Annual Clinical Assembly Agenda

Page 2- **Keynote Speaker**

Page 3- **Friday Ophthalmology** Schedule

Page 4- **Friday Otolaryngology** Schedule

Page 5- **Saturday Ophthalmology** Schedule

Page 6- **Saturday Otolaryngology** Schedule

Page 7- **Sunday Ophthalmology** Schedule

Page 8- **Sunday Otolaryngology** Schedule

Page 9- Lectures On Demand

Page 10- Research Paper /Scientific Poster Competition

Page 11- Event Sponsor Advertisement- Sleep Source ENTAlliance

Page 12- Event Exhibitors

Page 13- Scope

Page 14- Disclosure of Financial Relationships

Page 15- How To Obtain CME Credit

Page 16- ACA Fun Stuff

Page 17- Event Sponsor Advertisement-Edge Pharma

Page 18- Event Sponsor Advertisement- Glaukos

Page 19-20 2021 ACA GooseChase Scavenger Hunt

App Download Instructions

The AOCOO-HNSF is accredited by the American Osteopathic Association to provide osteopathic continuing medical education for physicians. The AOCOO-HNSF designates this program for a maximum of 20 AOA Category 1-A credits and will report CME and specialty credits commensurate with the extent of the physician's participation in this activity.



ANNUAL CLINICAL ASSEMBLY



This activity has been planned and implemented in accordance with the accreditation requirements and policies of the Medical Association of Georgia through the joint providership of Southern Alliance for Physician Specialties CME and American Osteopathic Colleges of Ophthalmology and Otolaryngology- Head and Neck Surgery. The Southern Alliance for Physician Specialties CME is accredited by the Medical Association of Georgia to provide continuing medical education for physicians.

The Southern Alliance for Physician Specialties CME designates this live activity for a maximum of 20 AMA PRA Category 1 Credits™. Physicians should claim only the credit commensurate with the extent of their participation in the activity.

KEYNOTE SPEAKER HIGHLIGHT



About Albert L. Merati

Albert Merati, M.D., is a surgeon and chief of Laryngology at UW Medicine's Head and Neck Surgery Center.

Dr. Merati believes the secret to caring for the patient is caring about the patient. He has a long association with UW Medical Center, and actually had his tonsils removed at the UW as a child.

Dr. Merati earned his M.D. at the UW. He has clinical expertise in office-based and operative laryngology, including complex airway, voice and swallowing. This includes vocal fold paralysis, surgery for dysphagia/aspiration (including Zenker's), and endoscopic and open surgery for airway stenosis and laryngeal cancer.

Dr. Merati's research has related to the better understanding the dominant clinical issues facing patients, including diagnostic testing and treatment of vocal fold paralysis, surgical management of airway stenosis, the impact of reflux on laryngeal disorders and tracheotomy complications.

Personal Interests

In his free time Dr. Merati enjoys spending time with his three favorite people in the world, his wife Jenny, his little dude Solomon (born 2009) and their youngest, Rose (born 2013).

Education and Training

Univ. of Washington, School of Medicine
Medical education, 1991

Vanderbilt University School of Medicine

Fellowship, Laryngology and Care of the Professional Voice

Univ. of California, San Diego

Fellowship

Univ. of California, San Diego

Residency, Otolaryngology

Univ. of Calif., San Diego

Internship, General Surgery

Board Certifications

Otolaryngology, 1998, American Board of Otolaryngology



OPHTHALMOLOGY

Friday, April 30, 2021

2:00 pm- 6:00 pm EST/EDT

2:00 pm-3:00 pm EST/EDT *Keynote Address*
Albert L. Merati, MD

3:00 pm-3:45 pm EST/EDT *Corneal Considerations in Cataract Surgery*
Will Sawyer, DO

3:45 pm- 4:35 pm EST/EDT *SMILE (Small Incision Lenticule Extraction)*
Will Sawyer, DO

4:35 pm- 4:45 pm EST/EDT *Break*

4:45 pm- 5:25 pm EST/EDT *Neurotrophic Keratitis*
Sumitra S. Khandelwal, MD

5:25 pm- 6:00 pm EST/EDT *Q & A Live With Speakers- Ophthalmology*
Moderator: Brandt Riley, DO



*Agenda subject to change.

OTOLARYNGOLOGY

Friday, April 30, 2021

2:00 pm- 6:00 pm EST/EDT

2:00pm-3:00pm EST/EDT *Keynote Address*
Albert L. Merati, MD

3:00 pm- 3:50 pm EST/EDT *Management of Irritable Larynx Syndrome Using Traditional, Behavioral and Innovative Methods*
Liza Blumenfeld, MA, CCC-SLP, BCS-S

3:50 pm- 4:35 pm EST/EDT *Novel Thyroid Interventions: Remote Access and Radiofrequency Ablation*
Jonathon Russell, MD, FACS

4:35 pm- 5:40 pm EST/EDT *Tracheotomy: Best Practices*
Libby J. Smith, DO

5:40 pm- 6:00 pm EST/EDT **Q & A Live With Speakers- Otolaryngology**
Moderator: LyndsayMadden, DO



*Agenda subject to change.

OPHTHALMOLOGY

Saturday, May 1, 2021

9:00 am- 6:00 pm EST/EDT

9:00 am- 9:45 am EST/EDT

Live Full Body Workout

10:00 am- 10:20 am EST/EDT

Ophthalmic Ergonomics: We've got your back and neck!
Michael Snyder, MD

10:20 am- 10:40 am EST/EDT

Complex Cataract Cases
Michael Snyder, MD

10:40 am- 11:20 am EST/EDT

Custom Iris: Prerequisites and Cases
Michael Snyder, MD

11:20 am- 12:05 am EST/EDT

Zonulopathy
Michael Snyder, MD

12:05 pm- 12:30 pm EST/EDT

Q & A Live With Speakers- Ophthalmology
Moderator: Patrick Spencer, DO

12:30 pm- 12:45 pm EST/EDT

Break

12:45 am- 1:15 pm EST/EDT

Review of Uveitis
Jesia Hasan, MD

1:15 pm - 1:45 pm EST/EDT

Common Uveitis Questions Answered
David Valent, DO

1:45 pm- 2:00 pm EST/EDT

Break

2:00pm- 2:30pm EST/EDT

Uveitis Diagnosis not to Miss
Padmini Kaushal, MD

2:30 pm- 3:00 pm EST/EDT

Q & A Live With Speakers- Ophthalmology
Moderator: Patrick Spencer, DO

3:00 pm- 5:00 pm EST/EDT

**Combined Business Meeting/ Swearing in New President/
Award Ceremony**

5:00 pm- 6:00 pm EST/EDT

Poster Competition



*Agenda subject to change.



OTOLARYNGOLOGY

Saturday, May 1, 2021

9:00 am- 6:00 pm EST/EDT

- 9:00 am- 9:45 am EST/EDT *Live Full Body Workout*
- 10:00 am- 10:30 am EST/EDT *Central Compartment Atopic Disease: New Views on an Old Problem*
Ian Humphreys, DO
- 10:30 am - 11:00 am EST/EDT *Olfaction in the Era of COVID-19*
Carol Yan, MD
- 11:00 am - 11:30 am EST/EDT *Refractory Rhinitis: Updates in Evaluation and Management*
Devin Mistry, DO
- 11:30 am - 12:00 am EST/EDT *Aspirin-Exacerbated Respiratory Disease: Current Management and Future Directions*
Waleed Abuzeid, MD
- 12:00 pm- 12:30 pm EST/EDT **Q & A Live With Speakers- Otolaryngology**
Moderator: Ian Humphreys, DO
- 12:30 pm - 1:15 pm EST/EDT *Nasal Tip Contouring - My Preferred Techniques Over The Last Decade*
Anthony Corrado, DO
- 1:15 pm - 1:30 pm EST/EDT **BREAK**
- 1:30 pm - 2:10 pm EST/EDT *Nanofat Grafting: Stem Cells and Their Use in Cosmetic and Facial Plastic Surgery*
Charles Guy, DO
- 2:10 pm - 2:40 pm EST/EDT *Combining Submentoplasty with the Horizontal Neck Lift in Selected Patients*
Chris Kieliszak, DO
- 2:40 pm- 3:00 pm EST/EDT **Q & A Live With Speakers- Otolaryngology**
Moderator: George Miguel, DO
- 3:00 pm- 5:00 pm EST/EDT **Combined Business Meeting/ Swearing in New President/ Award Ceremony**
- 5:00 pm- 6:00 pm EST/EDT **Poster Competition**



*Agenda subject to change.

OPHTHALMOLOGY

Sunday, May 2, 2021

10:00 am- 12:30 pm EST/EDT

10:00 am- 10:50am EST/EDT *What Potentially Keeps Retina Specialists Up at Night*
Michael Singer, MD

10:50 am- 11:00 am EST/EDT *Break*

11:00 am- 11:55 am EST/EDT *Managing Ophthalmic Aspects of Facial Nerve Palsy*
Elizabeth Bradley, MD (Mayo, MN)

11:55 am- 12:00 pm EST/EDT *Break*

12:00 pm- 12:30 pm EST/EDT **Q & A Live With Speakers- Ophthalmology**
Moderator: Arwen Christian, DO



*Agenda subject to change.

OTOLARYNGOLOGY

Sunday, May 2, 2021

10:00 am- 12:30 pm EST/EDT

10:00 am - 10:25 am EST/EDT *Pain Management After Tonsillectomy*
Nathan Vandjelovic, DO

10:25 am - 10:30 am EST/EDT **Break**

10:30 am- 11:00 am EST/EDT *22q11 Considerations in Otolaryngology*
Sweeti Shah, DO

11:00 am- 11:30 am EST/EDT *Cochlear Implants; Expanded Candidacy and Hearing Preservation*
Wayne Robbins, DO

11:30 am- 12:00 pm EST/EDT *Cochlear Implantation in Single Sided Deafness*
Eric Wilkinson, MD

12:00 pm-12:30 pm EST/EDT **Q & A Live With Speakers- Otolaryngology**
Moderator: Carissa Wentland, DO
Michael Foster, DO



*Agenda subject to change.



Lectures On Demand

*These on demand pre-recorded lectures will be available all three days of the event to be viewed at your convenience.

OPHTHALMOLOGY

Eyelid and Periocular Malignancies and Reconstruction- Lawrence Handler, MD
Secrets a Retina Surgeon Can Share with an Anterior Surgeon- Eric Romriell, DO
Pandemic Effects on Pediatric Eyes- Ann Ranelle, DO
Artificial Intelligence in Ophthalmology- Michael Singer, MD
Minimally Invasive Eyelid and Mid-Facial Aesthetic Surgery- Ivan Vrcek, MD
Case Based Approach to Tearing Patients- John Siddens, DO
Update on Partial Thickness Corneal Transplants- Sumitra S. Khandelwal, MD
My Current Filter - XenEx- Kent Bashford, DO
Sustained Release and Compounded Eye Drops- Steve Sarkisian, MD
Why I don't do Trabs Anymore- Steve Sarkisian, MD
Glaucoma and Cataract Surgery - MIGS- Kent Bashford, DO
Periocular Aspects of Face Transplantation Surgery- Elizabeth Bradley, MD
Trends in Penetrating Keratoplasty-Sumitra S. Khandelwal, MD
Introduction to Optic Neuritis- John J. Chen, MD, PhD
Covid and Glaucoma Care- Kristin Reidy, DO and Lukas Kerr

OTOLARYNGOLOGY

Vocal Fold Paralysis: What Have I Learned in 20 Years of Practice?- Albert L. Merati, MD
Change in the face of the pandemic and the impact of social media- Monica Kieu, DO
Pediatric Deep Neck Space Abscesses: Literature Update- Carissa Wentland, DO
Enlarged Vestibular Aqueduct- Todd Otteson, MD
Techniques for Tinnitus and Hyperacusis Treatment- Andrew Kibelbek, AuD
What is Meniere's Disease?- James Prueter, DO
Management of the Difficult Mastoid Cavity- Sarah Mowry, MD
Management of Oropharyngeal Cancer: Can We De-Escalate
Dysphagia Update: a surgeon's guide to Diagnosis and Treatment- Daniel Cates, MD
Controversies in Cervical Lymphadenopathy- Tammy Wang, MD
Pediatric Obstructive Sleep Apnea: Beyond T&A- Namrata Varma, DO





SCIENTIFIC POSTER COMPETITION



**This competition will be pre-recorded on demand and will be available all three days of the event to be viewed at your convenience. Make sure to vote on the ACA events page!*



On Demand

RESEARCH PAPER COMPETITION



**View research paper winners on the event site.*

LET'S

RETHINK

SLEEP

Improving Lives, One Airway at a Time

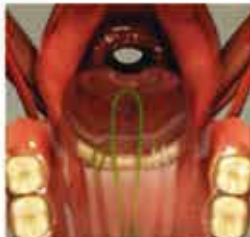
AIRLIFTTM
Hyoid Suspension



Airway Obstructed



Suture around the hyoid-EASY!



Airway Opened & Stabilized

- Simple to perform and covered by payers
- Effective as standalone or in conjunction with multi-level intervention

NEW SomnoGuard[®] AP²
Airway Stabilization Device



- Highly complementary part of a comprehensive sleep program
- FDA cleared for snoring & OSA

Optimize your OSA outcomes by tailoring treatment to the anatomy



SleepSource ENT
Your Source for Sleep

1-866-720-8080
www.sleepsource.us



Your Oral Appliance Solution

SomnoGuard[®] AP²



EVENT EXHIBITORS





**S
C
O
P
E
M**

**Share your
work.
Tell your story.**

Do you want your article to be featured in the quarterly Scope Magazine newsletter?

GET PUBLISHED!

Scope | Summer 2021

Submission Deadline June 1, 2021

Please send submission to:
gerald@aocohns.org or mackenzie@aocohns.org

DISCLOSURE OF FINANCIAL RELATIONSHIPS

The American Osteopathic Colleges of Ophthalmology & Otolaryngology-Head & Neck Surgery Foundation (AOCOO-HNSF) controls the planning, development and delivery of this CME activity and will strictly adhere to the Standards for Commercial Support established by the American Osteopathic Association (AOA). In Accordance with these Standards, the following decisions will be made free of the controls of a commercial intros: identification of CME needs, determination of educational objectives, selection and presentation of content, selection of all persons and organizations that will be in position to content, selection of educational methods, and evaluation of the CME activity.

All individuals in a position to influence and/or control the content of AOCOO-HNSF CME activities are required to disclose to the AOCOO-HNSF and subsequently to learners that the individual has no relevant financial relationships with the manufacturer(s) of any commercial product(s) and/or provider(s) of commercial services discussed in CME activities.

Listed below are the disclosures provided by individuals in a position to influence and/or control CME activity content. Please note that any individuals not listed on the grid below have reported that neither they nor any member of their immediate family have a financial relationship or interest (currently or within the past 12 months) with any entity producing, marketing, re-selling, or distributing health-care goods or services consumed by, or used on, patients; nor do they intend to discuss an unapproved/investigative use of a commercial product/device.

Shant Korkigian- ALK Pharmaceuticals Commercial Advisory Board

Leanne Labriola- InnSight Technology, Inc, NSF, Quidel, InnSight Technology and Visionaire Products, Investigator for Allergan, Regeneron, Novartis

Richard Chu- Alcon, Bausch and Lomb

Kent Bashford- Ivantis, Glaukos

Michael Singer- Genentech, Allergan Regeneron ,Novartis

Jesia Hasan- Bayer, Lucentis

Steven Sarkisian, Jr.- Alcon Laboratories, Inc., Allergan, Bausch + Lomb, Beaver- Visitec Internationals, Inc, Glaukos Corporation, Katena Products, Ocular Science, Omeros, Santen, Inc., Sight Science

Liza Blumenfeld-

Jon Russell- Baxter Scientific

Uma Dhuvuri- Activ Surgical, Medrobotics


Michael E. Snyder, MD, HumanOptics, Humanoptics, W. L. Gore, Haag Streit, Alcon, Johnson & Johnson, Glaukos, VEO Ophthalmics

HOW TO OBTAIN CME CREDIT

Online CME attestation is quick and easy.

- Go to aocohns.org/events and click on the 2021 ACA.
- Complete the event evaluation form and CME attestation form.
- Download your available CME Certificates under Account->Certificates.

*Attestation is only available after the event ends





EVENT ACTIVITIES

Live Full Body Workout

Saturday, May 1, 2021

9:00 am- 9:45 am EST/EDT

Join us for a 30 minute full body workout! Whether you're new to exercise, or a seasoned pro, this will get your blood pumping, and calories burning! Weights or resistance bands are optional. No weights, no problem! Grab whatever you have lying around the house, or use nothing at all. Workout brought to you by ISSA certified trainer, Jennifer McClish.



2021 ACA GooseChase Scavenger Hunt

April 30- May 2, 2021

We will be hosting a Scavenger Hunt during our 2021 ACA. You will need to download the goose chase app and follow directions from there (App download instructions on the next two pages). There will be a prize at the end of ACA!



Social Media Trivia

April 19- April 29th, 2021

Join us for our social media trivia event to take place April 19- April 29th, 2021. All you need to do is follow our facebook page and instagram, check each day for trivia questions and answer them the best you can. The participant with the most interaction at the end of the 10 days will receive a prize. **Follow Us @aocoohns**





POWERFUL. PREDICTABLE. PROVEN.

Get started with micro-invasive glaucoma surgery using iStent *inject* W today.
Contact your local Glaukos rep for more information.

iStent
inject W



INDICATION FOR USE. The iStent *inject*® W Trabecular Micro-Bypass System Model G2-W is indicated for use in conjunction with cataract surgery for the reduction of intraocular pressure (IOP) in adult patients with mild to moderate primary open-angle glaucoma. **CONTRAINDICATIONS.** The iStent *inject* W is contraindicated in eyes with angle-closure glaucoma, traumatic, malignant, uveitic, or neovascular glaucoma, discernible congenital anomalies of the anterior chamber (AC) angle, retrolental tumor, thyroid eye disease, or Sturge-Weber Syndrome or any other type of condition that may cause elevated episcleral venous pressure. **WARNINGS.** Gonioscopy should be performed prior to surgery to exclude congenital anomalies of the angle, PAS, rubecosis, or conditions that would prohibit adequate visualization of the angle that could lead to improper placement of the stent and pose a hazard. **MRI INFORMATION.** The iStent *inject* W is MR-Conditional, i.e., the device is safe for use in a specified MR environment under specified conditions; please see Directions for Use (DFU) label for details. **PRECAUTIONS.** The surgeon should monitor the patient postoperatively for proper maintenance of IOP. The safety and effectiveness of the iStent *inject* W have not been established as an alternative to the primary treatment of glaucoma with medications, in children, in eyes with significant prior trauma, abnormal anterior segment, chronic inflammation, prior glaucoma surgery (except SLT performed > 90 days preoperative), glaucoma associated with vascular disorders, pseudoexfoliative, pigmentary or other secondary open-angle glaucomas, pseudophakic eyes, phakic eyes without concomitant cataract surgery or with complicated cataract surgery, eyes with medicated IOP > 24 mmHg or unmedicated IOP < 21 mmHg or > 36 mmHg, or for implantation of more or less than two stents. **ADVERSE EVENTS.** Common postoperative adverse events reported in the iStent *inject*® randomized pivotal trial included stent obstruction (5.2%), intraocular inflammation (5.7% for iStent *inject* vs. 4.2% for cataract surgery only), secondary surgical intervention (5.4% vs. 5.0%) and BCVA loss ≥ 2 lines ≥ 3 months (2.6% vs. 4.2%). **CAUTION:** Federal law restricts this device to sale by, or on the order of, a physician. Please see DFU for a complete list of contraindications, warnings, precautions, and adverse events.

©2020 Glaukos Corporation. Glaukos and iStent *inject* are registered trademarks of Glaukos Corporation. PM-US-0343

GLAUKOS®

EDGE PHARMACY HOLDINGS

Edge Pharmacy Holdings comprises several companies addressing different needs of healthcare providers. Our companies address the needs of healthcare providers in Allergy, Ophthalmology, and Otolaryngology! Please visit each company's website for more detailed information.



- ▶ **EdgePharmaceuticals.com**
- ▶ Allergy supplies for clinics
- ▶ Easy online ordering



*SOFTWARE SOLUTION:
6 modules organize
your practice*

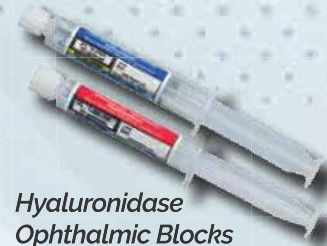


- ▶ **XtractSolutions.com**
- ▶ Allergy Immunotherapy Software
- ▶ Cloud-based subscription service



Nasal Solutions

EDTA 1.5% or 3%



*Hyaluronidase
Ophthalmic Blocks*

- ▶ **EdgePharma.com**
- ▶ FDA registered 503B outsourcing facility
- ▶ Compounded ENT & Ophthalmology medications

**Please visit our VIRTUAL BOOTH at AOCOO—HNS
Or CALL 877.580.3343**



POWERFUL. PREDICTABLE. PROVEN.

Get started with micro-invasive glaucoma surgery using iStent *inject* W today.
Contact your local Glaukos rep for more information.

iStent
inject W



INDICATION FOR USE. The iStent *inject*® W Trabecular Micro-Bypass System Model G2-W is indicated for use in conjunction with cataract surgery for the reduction of intraocular pressure (IOP) in adult patients with mild to moderate primary open-angle glaucoma. **CONTRAINDICATIONS.** The iStent *inject* W is contraindicated in eyes with angle-closure glaucoma, traumatic, malignant, uveitic, or neovascular glaucoma, discernible congenital anomalies of the anterior chamber (AC) angle, retrolubar tumor, thyroid eye disease, or Sturge-Weber Syndrome or any other type of condition that may cause elevated episcleral venous pressure. **WARNINGS.** Gonioscopy should be performed prior to surgery to exclude congenital anomalies of the angle, PAS, rubecosis, or conditions that would prohibit adequate visualization of the angle that could lead to improper placement of the stent and pose a hazard. **MR INFORMATION.** The iStent *inject* W is MR-Conditional, i.e., the device is safe for use in a specified MR environment under specified conditions; please see Directions for Use (DFU) label for details. **PRECAUTIONS.** The surgeon should monitor the patient postoperatively for proper maintenance of IOP. The safety and effectiveness of the iStent *inject* W have not been established as an alternative to the primary treatment of glaucoma with medications, in children, in eyes with significant prior trauma, abnormal anterior segment, chronic inflammation, prior glaucoma surgery (except SLT performed > 90 days preoperative), glaucoma associated with vascular disorders, pseudophakic, pigmentary or other secondary open-angle glaucomas, pseudophakic eyes, phakic eyes without concomitant cataract surgery or with complicated cataract surgery, eyes with medicated IOP > 24 mmHg or unmedicated IOP < 21 mmHg or > 36 mmHg, or for implantation of more or less than two stents. **ADVERSE EVENTS.** Common postoperative adverse events reported in the iStent *inject*® randomized pivotal trial included stent obstruction (5.2%), intraocular inflammation (5.7% for iStent *inject* vs. 4.2% for cataract surgery only), secondary surgical intervention (5.4% vs. 5.0%) and BCVA loss ≥ 2 lines ≥ 3 months (2.6% vs. 4.2%). **CAUTION:** Federal law restricts this device to sale by, or on the order of, a physician. Please see DFU for a complete list of contraindications, warnings, precautions, and adverse events.

©2020 Glaukos Corporation. Glaukos and iStent *inject* are registered trademarks of Glaukos Corporation. PM-US-0343

GLAUKOS®



1. Download the GooseChase Android or iPhone app. 

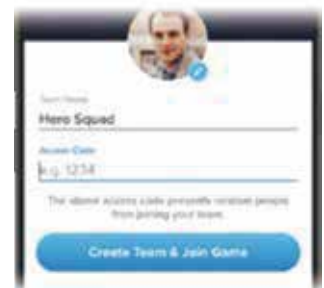
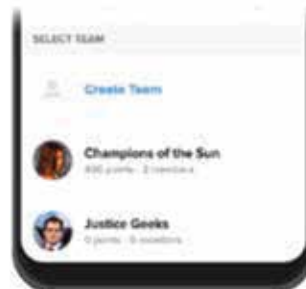


2. Choose to play as a guest; or register for a personal account with an email, username, and password of your choice.



3. Tap the search icon and enter the **2021 ACA**

4. If you're playing as part of a team, create your team or select your team from the list if it's already been created. If you're playing individually, enter your player name or select your player profile if it's already been created.



5. Once in the game, you'll be presented with the missions you or your team are attempting to complete. Mission types can include Photo/Video, Text or GPS check in. To complete a mission, select it from the list and hit the "Snap Evidence" button.





6. Make sure you're completing missions accurately! (e.g. "take a picture with a zebra" means take a picture with a real zebra, not next to a zebra on a computer screen)

Your game organizer can deduct points from your team if your submission falls short.

Bonus points can also be awarded to missions accomplished in extraordinary fashion!



7. Using the navigation tabs, you can keep track of how you are doing via the activity feed and the leaderboard, see notifications from the game organizer or review (and resubmit) your previous submissions.

8. Most importantly, Have fun! Get really creative, interact with your fellow players and organizers and don't be shy!

